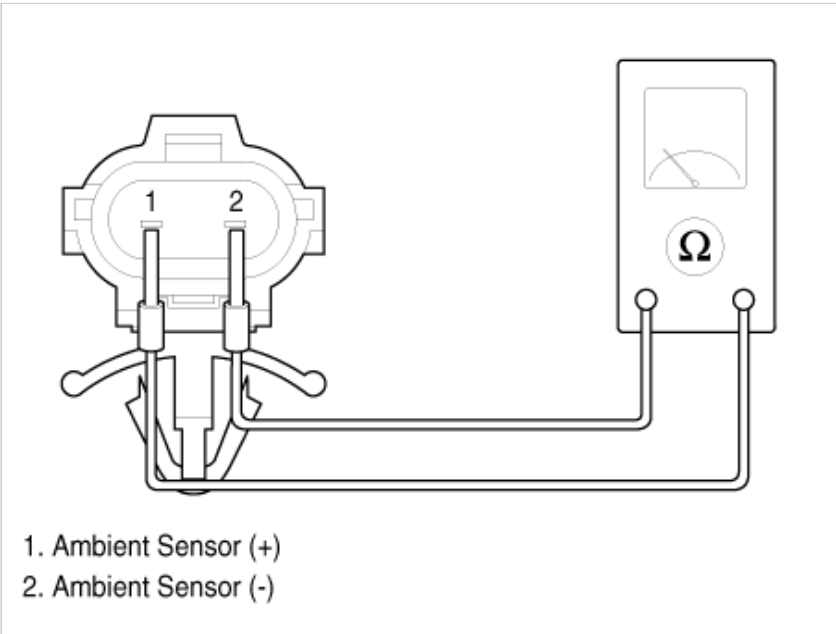


Inspection

1. Turn the ignition switch OFF.
2. Remove the front bumper assembly.
(Refer to Body - "Front Bumper Assembly")
3. Disconnect ambient temperature sensor.
4. Check the resistance of the ambient temperature sensor between terminals 1 and 2 and see if it changes with the ambient temperature.




Specification

| Ambient temperature [°C(°F)] | Resistance between terminals 1 and 2 (kΩ) |
|------------------------------|---|
| -10(14) | 158.18 |
| 0 (32) | 95.10 |
| 10 (50) | 58.80 |
| 20 (68) | 37.32 |


5. If the measured resistance is not within specification, substitute with a known-good ambient temperature sensor and check for proper operation.
6. Replace the ambient temperature sensor if it is proved that there is a problem with the sensor.

Replacement

1. Disconnect the negative (-) battery terminal.
2. Remove the engine room under cover (A).



3. Disconnect the connector (A) and then remove the ambient temperature sensor (B).



4. Install in the reverse order of removal.